

AP One

Fast, Secure and Manageable Enterprise Wireless for Every Environment



Pepwave AP One access points deliver enterprise-grade performance, the flexibility to deploy anywhere, and easy setup and management. From the tiny but mighty AP One AC Mini to the super tough AP One Flex 300M, the AP One series offers fast, secure, long-range Wi-Fi that goes wherever you do.

All-Weather
Enclosure

Rugged
Electronics

Central Reporting &
Management

InControl²

Setup. Manage. Report.
InControl 2 Cloud Management

AP Controller

AP Controller with
Peplink Balance Multi-WAN Routers



Go the Distance.

Our exclusive signal-boosting technology virtually eliminates dead spots and dropouts. You get full transmit power across all channels, unmatched range and reliability with less equipment and less management effort.

Go for Easier AP Management.

It's simple to configure AP One series access points wherever you work. For onsite management, you have complete control and comprehensive reporting from any Peplink Balance/MAX[#] router. And with InControl 2, our cloud management solution, you get real-time client lists and bandwidth activity, plus a handy device snapshot, all from any device running a supported web browser.

Go Wireless Anywhere.

Indoors or outdoors, there's an AP One access point for any job.

AP One Flex 300M

The AP One Flex features an IP55 all-weather enclosure and provides seamless coverage over large areas.

AP One Rugged

Housed in tough metal enclosures and easy to integrate with the rest of your network, the AP One Rugged set the standard for high-performance, low-maintenance indoor Wi-Fi.

AP One In-Wall

The AP One In-Wall mounts on a standard electrical outlet box for installations without big boxes or nests of wires.

AP One AC mini

Compact and capable, the AP One AC mini delivers true AP One power in a palm-sized package that fits in your pocket.

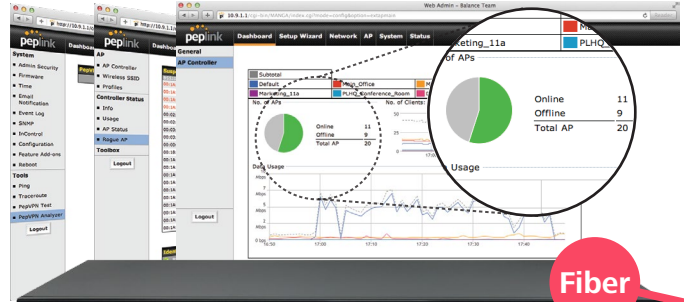
AP One Enterprise

Powered by PoE, the AP One Enterprise has 3x3 MIMO dual-radio Wi-Fi transmits wireless data at up to 1750Mbps. You can mount it directly to the ceiling at office.

[#]MAX routers include MAX 700 & HD series only.

For Education – Setup, Manage, and Monitor Campus Wi-Fi from Your Peplink Balance/MAX#

- 4 AP One Flex 300M can deliver guest Wi-Fi while connecting and powering up to two 802.3af/48V Pepwave passive PoE-enabled devices, such as surveillance cameras
- 5 Web blocking keeps your students and staff out of unwanted websites and help them stay away from distraction
- 6 Get detailed access point usage reports anytime, right from your Balance 2500



- 1 Provision campus-wide Wi-Fi with the Balance 2500's built-in AP Controller



- 3 Featuring a rugged metallic enclosure that is both desktop- and wall-mount friendly, the AP One Rugged are ideal for large indoor areas requiring multiple access points



- 2 Mountable in standard US or EU/worldwide single-gang wall jacks, AP One In-Wall is a perfect fit for lecture halls and classrooms

* Requires 48V Pepwave passive PoE input, available separately.

AP Controller is a software-based AP management tool for Balance and selected MAX routers. It lets you manage your entire wireless network, with AP One and AP Pro, from your Balance or MAX router. Visit peplink.com/ap-controller for details.



Features

Network
 Bridge Mode
 Router (NAT) Mode
 Wireless Distribution System (WDS)
 Support for PPPoE, Static IP, DHCP
 Management VLAN
 Spanning Tree Protocol

Radio
 Multiple SSID
 Auto Channel Selection
 Transmit Power Adjustment
 Neighbor AP Detection

Client Management
 Per SSID
 VLAN with QoS (802.1p/802.1Q)
 Bandwidth Control
 MAC Address Filtering
 Layer 2 Client Isolation
 Limit on Max. Number of Client

Per Client
 VLAN with RADIUS
 VLAN with VLAN Pool
 Bandwidth Control
 Multicast Filter
 IGMP Snooping/Multicast Enhancement

AP Security
 Open, WEP
 802.1X with Dynamic WEP
 WPA2-Personal
 WPA2-Enterprise
 WPA/WPA2-Personal
 WPA/WPA2-Enterprise

Complete VPN Solution
 PepVPN
 Site-to-Site VPN
 256-bit AES Encryption
 Pre-shared Key Authentication

Captive Portal
 By InControl
 By Peplink AP Controller

Device Management
 Web Administrative Interface
 InControl Cloud Management
 Peplink AP Controller
 SNMP v1, v2c and v3

Certification
 FCC, CE, RoHS

Applications

For SMBs – Setup, Manage, and Monitor Office Wi-Fi from Your Peplink Balance/MAX#



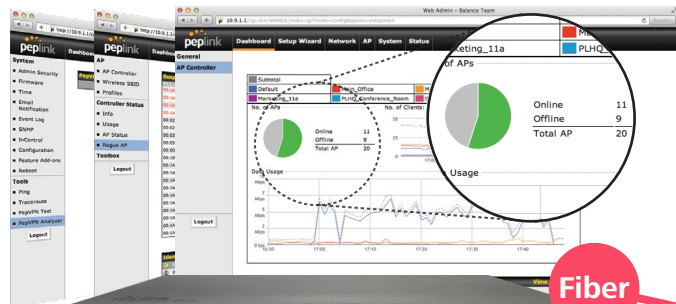
2 Power-on AP One access points and connect them to your office LAN with Ethernet cables



3 Sit back while your Balance One automatically configures your access points

4 Web blocking keeps your staff out of unwanted websites and help them stay productive

5 Get detailed access point usage reports anytime, right from your Balance One



1 Provision AP One access points with the Balance One's built-in **AP Controller**



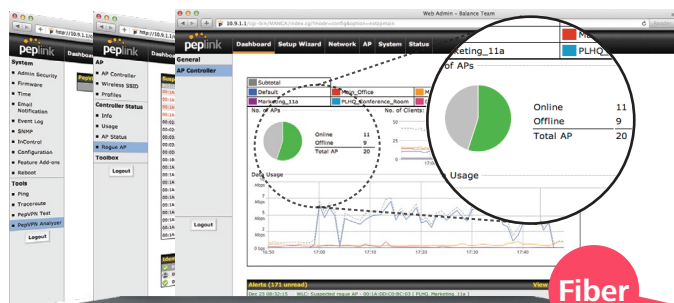
For Hospitality – Offer Guest Hotspots Complete with Captive Portals



3 AP One Flex 300M can deliver guest Wi-Fi while connecting and powering up to two 802.3af/48V Pepwave passive PoE-enabled devices, such as surveillance cameras

4 Web blocking keeps your guests out of unwanted websites

5 View detailed usage reports right from your Balance 380



1 Setup custom portal and T&C pages, as well as optional time- or usage-based quotas you can monitor using the Balance 380's intuitive interface



2 Guests connect to your Wi-Fi hotspot, accept T&C on your captive portal, and start surfing




* Requires 48V Pepwave passive PoE input, available separately.


Specifications

	AP One AC Mini	AP One Rugged	AP One Enterprise	AP One In-Wall	AP One Flex 300M
Product Code	APO-AC-MINI	APO-RUG	APO-ENT	APO-AGN2-IW-US/APO-AGN2-IW	APO-FLX-GN
Ethernet Port	1x GE	2x GE	2x GE	1x FE Uplink 4x FE	1x FE
Wi-Fi Standard	Simultaneous 802.11ac/a/n and 802.11b/g/n	Simultaneous 802.11ac/a/n and 802.11b/g/n	Simultaneous 802.11ac/a/n and 802.11b/g/n	Simultaneous 802.11a/n and 802.11b/g/n	802.11b/g/n
Data Rates	2x2 MIMO 2.4 GHz: 300Mbps 5GHz: 866Mbps	3x3 MIMO 2.4GHz: 450Mbps 5GHz: 1300Mbps	3x3 MIMO 2.4GHz: 450Mbps 5GHz: 1300Mbps	2x2 MIMO 2.4 GHz: 300Mbps 5 GHz: 300Mbps	2x2 MIMO 2.4 GHz: 300Mbps
Recommended Concurrent Users Per Radio	60	60	60	60	60
SSID Per Radio	16	16	16	16	16
Transmit Power	2412 – 2472 MHz: 23dBm 5180 – 5825 MHz: 17dBm	2412 – 2472 MHz: 25dBm 5180 – 5825 MHz: 22dBm	2412 – 2472 MHz: 24dBm 5180 – 5825 MHz: 23dBm	2412 – 2472 MHz: 17dBm 5180 – 5825 MHz: 17dBm	2412 – 2472 MHz: 28dBm
Included Antenna	Built-In Omni Antenna Antenna gain: 2dBi for 2.4GHz, 4dBi for 5GHz	2x Dual-Band Omni Antenna Antenna gain: 3dBi for 2.4GHz, 5dBi for 5GHz	Built-in Omni antenna Antenna gain: 3dBi for 2.4GHz, 4dBi for 5GHz	Built-In MIMO Omni Antenna Antenna gain: 2dBi for 2.4GHz, 4dBi for 5GHz	Built-In, Switchable 10dBi MIMO Directional (75° Horizontal x 35° Vertical Beamwidths) and 4dBi MIMO Omni Antennas
Antenna Connector	N/A	2x RP-SMA Connectors	N/A	N/A	N/A
Enclosure	Plenum-rated, Indoor Plastic	Ruggedized Metal	Plenum-rated, Indoor Plastic	Plenum-rated, Indoor Plastic . Mounts Into Standard US/EU Single Gang Wall Jack	Waterproof IP55 Outdoor
Weight	0.33 pound 150 grams	0.93 pound 420 grams	0.57 pound 260 grams	0.37 (US) / 0.34 pound 170 (US) / 155 grams	1.15 pounds 520 grams
Power Input	AC Adapter: AC Input 100V – 240V, DC Output 12V 802.3af PoE (Injector Not Included)		802.3af PoE (Injector Not Included)	48V DC Connector 802.3af/802.3at PoE	Pepwave Passive PoE: 12V – 48V DC (48V Pepwave Passive PoE Input is Needed for 802.3af or Pepwave Passive PoE Output)
Power Consumption	12W (max.)	13W (max.)	13W (max.)	15W (max.)	15W (max.)
Operating Temperature	23° - 113°F -5° - 45°C	-4° – 149°F -20° – 65°C	23° - 113°F -5° - 45°C	-4° – 104°F -20° – 40°C	-4° – 149°F -20° – 65°C
Humidity	15% – 95% (non-condensing)				
Certifications	FCC, CE, RoHS				
Warranty	1-Year Limited Warranty				


AP One AC Mini



AP One Enterprise





AP One Flex 300M



AP One Rugged



AP One InWall (US)




AP One InWall (International)



Accessory – Wall/Pole Mount with Ball Joint for IP55 Outdoor Products ^

Flexible ball joint allows for high-precision installation



* Requires 48V Pepwave Passive PoE input. Available separately.

^ Available separately.